


DIGITAL OUTPUT MODULE WITH 12 OUTPUTS

- For the master controller ZENiX-500
- 12 non latching NO relay outputs grouped in 4 groups
- LED status indication
- 24 VAC (supplied by master controller)
- Hot pluggable
- For DIN rail mounting



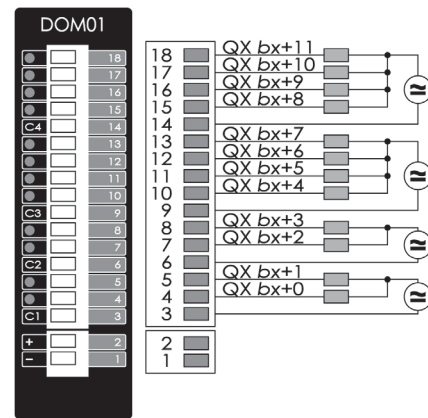
TECHNICAL DATA

ELECTRICAL DATA	
Nominal voltage	24 VAC supplied by master controller module ZENiX-500
Input current	10 mA (at 24 VAC)
Number of outputs	12 non latching relay outputs (NO), grouped in 4 groups (each with a common ground), LED status indication for each output
Galvanic isolation	Yes
Connecting	Terminal min. 0.5 mm ² – max. 1.5 mm ²
Max contact voltage	60 VDC, 125 VAC
Max contact current	1 A
Rated current	125 VAC, 0.5A 60 VDC, 0.3A 30 VDC, 1A
Insulation resistance	100 MΩ (500 VDC)
Operation time	5 ms
Release time	5 ms
SAFETY	
Degree of protection	IP00
EMC	CE according to 2004/108/EC
Low-voltage-directive	CE according to 2006/95/EC
Ambient humidity range	95% according to IEC 60730-1
Ambient temperature range	0 ... 50°C
Non-operating temperature	-40 ... +85°C
Maintenance	Maintenance-free
DIMENSIONS / WEIGHT	
Dimensions	84 x 84 x 23 mm
Weight	120 g

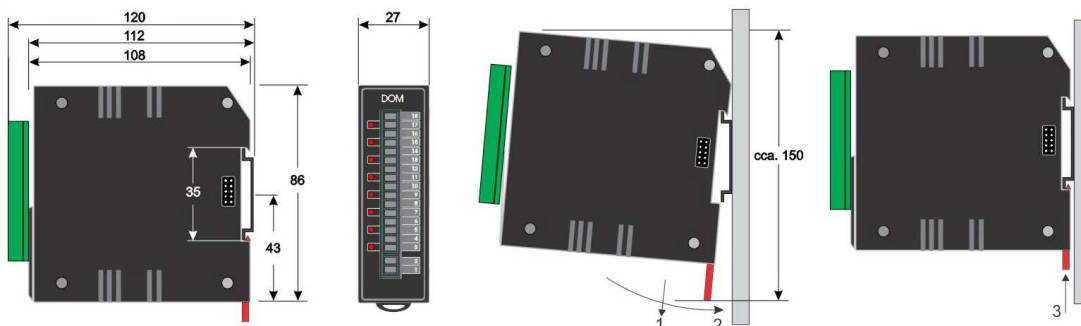
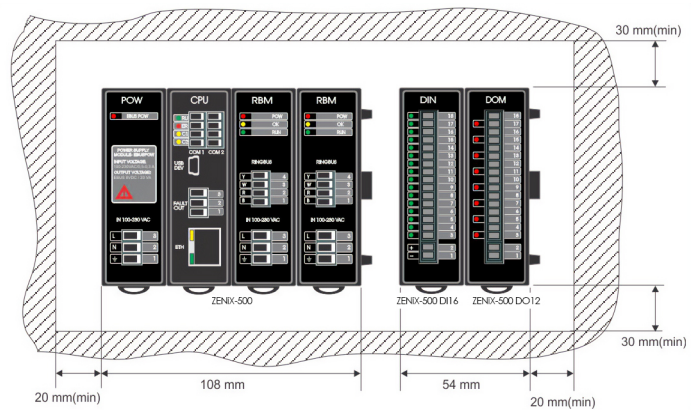
PRODUCT FEATURES

12 relay outputs, LED indication	The ZENiX-500 DO12 module has 12 non latching relay outputs (NO), grouped in 4 groups (each with a common ground). Each output has a LED status indication.
Connection	The module is connected to the master controller via a build in plug terminal (hot pluggable).
Set / reset	The outputs are set / reset on request of the master controller. In case of a CPU failure, all outputs go into the off state.
Output state	After power up sequence, the output state can be programmed.

ELECTRICAL INSTALLATION



DIMENSIONS AND MOUNTING



SAFETY NOTES



- The device is not allowed to be used outside the specified field of application, especially in aircraft or in any other airborne means of transport.
- Caution: Power supply voltage!
- It may only be installed by suitably trained personnel. Any legal regulations or regulations issued by authorities must be observed during assembly.
- The device may only be opened at the manufacturer's site. It does not contain any parts that can be replaced or repaired by the user.
- The device contains electrical and electronic components and is not allowed to be disposed of as household refuse. All locally valid regulations and requirements must be observed.

If the product is manipulated in any other way than described, Rf-Technologies will decline any responsibility and the guarantee will immediately expire!